

BOOLEAN OPERATORS:

Boolean Operators are very helpful when doing research online—either on the internet, or in E-books and databases. ****You have to use ALL CAPS when typing the terms.****
They truly help to limit your search results so you get only the best information for your topic!

AND:

- Use this to bring up resources that must have these terms in them.
- Using the operator AND between keywords will narrow or limit the results of a search because all the keywords have to be present in order for an item to be retrieved.

Example: Persecution AND Jews ← This will yield all articles on both keywords
 Search term 1 Search term 2

OR:

- Use this to bring up resources that have either or both of your search terms in them.
- Using the OR operator will result in a larger number of retrieved items and therefore expands the search.

Example: Persecution OR Prejudice AND Jews ← This will yield articles using both phrases
 Search term 1 Search term 2 Search term 3

NOT:

- Use this to forbid the word after it from appearing in the items resulting from your search.
- NOT thus narrows or limits a search by excluding the keyword immediately following it.

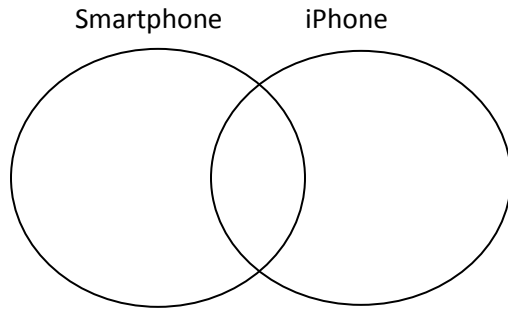
Example: Persecution AND Jews NOT Holocaust ← will yield articles about Jewish persecution but not those dealing with the Holocaust.
 Search term 1 Search term 2 Search term 3



Wait...there's more...

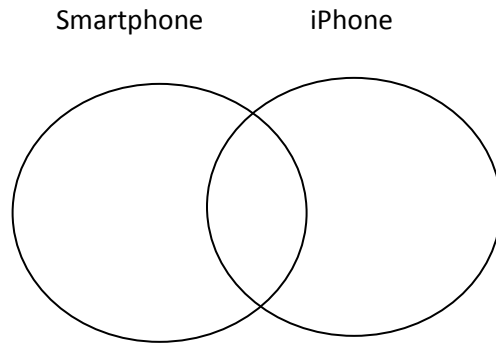
Boolean Terms Practice:

You enter the following into a search: Smartphone AND iPhone



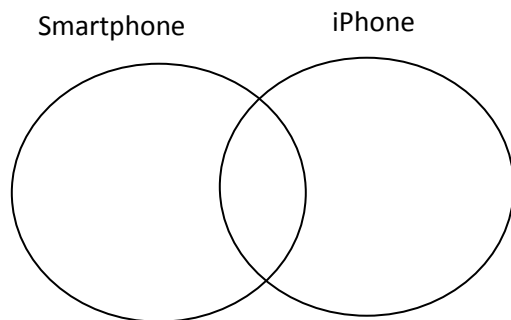
Shade in the area that represents your search results.

You enter the following into a search: Smartphone OR iPhone



Shade in the area that represents your search results.

You enter the following into a search: Smartphone NOT iPhone



Shade in the area that represents your search results.